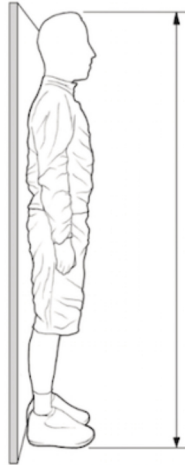


Sizing Measurement Guide

1. Height

Standing against a wall wearing riding shoes, measure from the ground to the top of your head in millimetres.




2. Arm Span

Hold both arms out parallel to the ground and measure from finger tip to finger tip in millimetres.

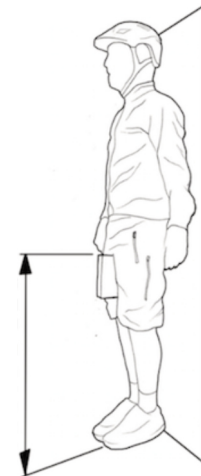


3. Saddle Height

Measure the distance between the top-middle of your saddle and your pedal on a line passing through the center of your bottom bracket.



* If you don't have a bike to hand, you can approximate this by adding 50mm to your inside leg.



Inside Leg

Wearing riding shoes, wedge a book between the top of your legs with the spine parallel to the ground and measure from the spine to the ground.